

Contend™

Protective cover



Contend™

Intended purpose

Protective cover for male urinary incontinence.

Indications

The product is indicated for management of mild to moderate urinary incontinence in adult bodily mobile males.

The product is not indicated for men with retracted penis.

Cautions

Re-use of the single use product is not recommended as cross contamination may occur, potentially leading to local infection.

Reprocessing, washing, disinfection and/or sterilisation may compromise product characteristics, causing additional risk of physical harm or infection to the user.

The product is not made with natural rubber latex, however rare contamination with trace amounts of natural rubber latex during manufacturing or packaging may occur, potentially leading to allergic reactions in patients with known or suspected allergies to natural rubber latex.

Reporting of incidents

If, during the use of this device or as a result of its use, a serious incident has occurred, please report it to the manufacturer and to your national authority.

Information

The product is for single use only and intended to be worn on the penis.

Each product should be worn for no longer than 24 hours.

If you experience any of the below symptoms in the groin area, remove or discontinue using the product until the symptoms are gone:

- Skin infection/irritation
- Edema
- Pain
- Discoloration

Ensure your skin is clean and dry before applying the product.

If using a skin moisturiser, let it dry before application of the product.

The product has a capacity of 125 mL.

Remove the product before bathing, showering, or swimming.

The product is available in different sizes, differing in the size of the flex collar.

Choose your size based on your needs and comfort.

Inspect your penis once or twice a day to avoid skin irritation /-maceration.

Coloplast accepts no liability for any injury or loss that may arise if this product is used in a manner contrary to Coloplast's current recommendations.

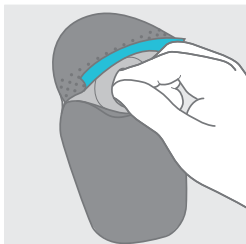
How to use

Preparation

- 1 Trim pubic hair if necessary.

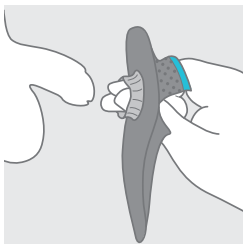
Application

2



Insert your fingers through the front opening of the product to expand the flex collar.

3



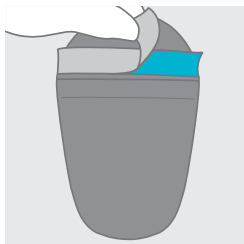
With the same hand grasp your penis and pull it into the product through the flex collar and place the flex collar as close to the body as possible. When pulling the penis through, the flex collar will flip into the product. This is intended and will provide a seal and comfortable wear.

There is no need to pull back the foreskin.

Adjust the product to a comfortable fit and ensure the flex collar sits evenly around the shaft of the penis without folds or wrinkles. Place the penis inside the product.

The user is advised to expand the flex collar more than once if it feels too tight.

4



Remove the release liner from the front opening.

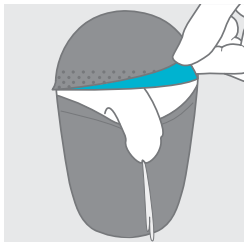
5



Close and seal the product. To ensure a leak tight product check carefully that the front opening is completely sealed all the way across - pay special attention to both ends of the front opening making sure they are properly sealed.

The product is now functional.

6



The front opening is re-sealable. Open it to urinate normally without removing the product. Close and re-seal after urination.

7



Apply your normal underwear and clothing. As underwear we recommend briefs or tights for support of the product.

Removal

8

It is recommended to change the product if the absorber has reached its full capacity or feels wet – if skin irritation occurs remove the product.

Disposal

9



The product should be disposed of in accordance with local guidelines, e.g. with normal household waste.

Do not flush the product down the toilet.
















Storage and transport


10

The product is discrete to store and transport. It stores flat and is non-bulky. It can be folded to fit into a trouser pocket for carrying.

Keep away from sunlight.

Explanation of symbols

	Medical device
	Indicates that the product is in compliance with European legislation for medical devices
	Catalogue number
	Use-by date (YYYY-MM-DD)
	Batch code
	Date of manufacture (YYYY-MM-DD)
	Manufacturer
	Consult instructions for use
	Do not re-use
	Not made with natural rubber latex
	Indicates a carrier that contains Unique Device Identifier information
	Global Trade Item Number
	Keep away from sunlight
	This way up
	Recyclable packaging



www.contend.net/how-to



en

Instructions for use

Please read the following instructions carefully.

23340855 Version 1

The Coloplast logo is a registered trademark of Coloplast A/S. All rights reserved. © 2021-12-08

