

Biatain Alginate Ag can easily be removed by rinsing with a sterile saline solution. Remove with forceps without causing pain or trauma to the newly formed tissue.

Product description

Biatain Alginate Ag is a highly absorbent, sterile, non woven, antimicrobial pad composed of a high G (guluronic acid) calcium alginate, carboxymethylcellulose (CMC), and an ionic silver complex (Silver Sodium Hydrogen Zirconium Phosphate) which releases silver ions in the presence of wound exudate.

As wound exudate is absorbed, the alginate forms a gel, which aids autolytic debridement, whilst maintaining a moist environment for optimal wound healing. The gel ensures intact removal without damage to healing tissue.

The silver ions released in the presence of wound exudate are an effective antimicrobial agent against a broad spectrum of microorganisms frequently associated with the bacterial colonisation and infection of wounds, for up to fourteen (14) days, based on in vitro testing. Biatain Alginate Ag can also reduce the odour of infected wounds as a result of its effective antimicrobial properties.

Biatain Alginate Ag is an effective barrier to penetration by microorganisms.

Biatain Alginate Ag is not made with Natural Rubber Latex.

Indications

Biatain Alginate Ag is indicated for use in the management of the following moderate to heavily exuding partial to full thickness wounds:

- post-operative wounds
- trauma wounds (dermal lesions, trauma injuries or incisions)
- leg ulcers
- pressure ulcers
- diabetic ulcers
- graft and donor sites
- cavity wounds
- superficial and partial thickness burns

Biatain Alginate Ag is indicated for external use only.

Biatain Alginate Ag contains alginate, and may assist in supporting the control of minor bleeding in superficial wounds.

The product can also be used under compression bandages.

Biatain Alginate Ag may be used in the management of infected wounds or wounds in which there is an increased risk of infection under the medical supervision of a healthcare professional.

Contraindications

Biatain Alginate Ag is not indicated for use:

- on dry or lightly exuding wounds
- on individuals with a known sensitivity to alginates or silver
- to control heavy bleeding

Precautions

Clinicians / Healthcare Professionals should be aware that there are very limited data on prolonged and repeated use of silver containing dressings, particularly in children and neonates.

Biatain Alginate Ag is intended for short-term use, up to 30 days.

The dressing may adhere if used on dry or very lightly exuding wounds. If the dressing does adhere and is not easily removed, moisten with sterile saline solution prior to removal.

The dressing performance may be impaired by excess use of petroleum-based ointments.

Avoid contact with electrodes or conductive gels during electronic measurements, e.g. electrocardiograms (ECG) and electroencephalograms (EEG).

The dressing must be removed prior to patients undergoing Magnetic Resonance Imaging (MRI) examinations.



Distributed by:
Coloplast A/S
Holtedam 1
3050 Humlebæk
Denmark

Instructions for use

23325808 Version 1

The Coloplast logo is a registered trademark of Coloplast A/S. All rights reserved. © 2021-09-06

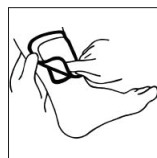
21/18/E4 - 44/7/A4

Illustrations

How to use Biatain Alginate Ag Dressing



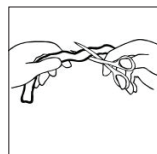
Biatain Alginate Ag can be cut using a pair of sterile scissors to fit the wound. Discard any remaining dressing material due to the risk of contamination.



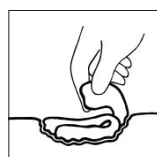
Application of secondary dressing:
Biatain Alginate Ag should be used with a secondary cover dressing e.g. Biatain Dressing or Comfeel Plus Dressing, depending on the clinical condition of the wound.

Biatain Alginate Ag can easily be removed by rinsing with a sterile saline solution. Remove with forceps without causing pain or trauma to the newly formed tissue.

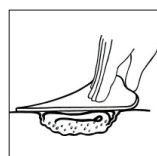
How to use Biatain Alginate Ag Ribbon



Biatain Alginate Ag can be cut using a pair of sterile scissors to fit small or narrow wounds. Discard any remaining dressing material due to the risk of contamination.



Biatain Alginate Ag should be applied evenly/loosely into the wound without packing it. This will allow the alginate fibre to form a moist gel and conform to the size of the cavity.



Application of secondary dressing:
Biatain Alginate Ag should be used with a secondary cover dressing e.g. Biatain Dressing or Comfeel Plus Dressing, depending on the clinical condition of the wound.

In the event of clinical infection, topical silver does not replace the need for systemic therapy or other adequate infection treatment.

Directions for use

Site Preparation

- Debride when necessary and irrigate the wound site in accordance with standard protocols.
- Remove excess solution from surrounding skin.

Dressing Selection

- Select a size of Biatain Alginate Ag that is slightly larger than the wound.

Dressing Application

- Cut (using sterile scissors) or fold the dressing to fit the wound. Discard any remaining dressing material due to the risk of contamination.
- Apply to wound bed directly. Loosely fill deep wounds, ensuring the dressing does not overlap the wound margins.
- Cover and secure the dressing with a non-occlusive or semi-occlusive secondary dressing for example Comfeel Plus hydrocolloid dressings or Biatain Foam Dressings.
















Change and Removal

- Biatain Alginate Ag can remain in situ up to 7 days. Dressing change frequency will depend on wound condition and the level of exudate. Initially it may be necessary to change the dressing every 24 hours.
- Reapply Biatain Alginate Ag when the secondary dressing has reached its absorbent capacity or whenever good wound care practice dictates that the dressing should be changed.
- To reapply, gently remove the secondary dressing.
- If the wound appears dry, saturate the dressing with sterile saline solution prior to removal.
- Gently remove the dressing from the wound bed and dispose of according to local procedures and guidelines.
- If required, irrigate the wound site in accordance with standard protocols prior to application of a new dressing.

Infected wounds

- If the wound is infected, appropriate medical treatment should be initiated.
- Application of Biatain Alginate Ag may be continued at the discretion of the attending medical practitioner/clinician.

Symbols

-  Store at controlled upper limit of temperature 25°C/77°F
-  Keep away from sunlight
-  Sterilised using irradiation (R).
-  Do not re-use
-  Do not use if package is damaged.
-  Do not re-sterilize
-  Consult instructions for use
-  Caution
-  Use-by date
-  Batch code
-  Catalogue number
-  Manufacturer
-  Authorised representative in the European Community / European Union
-  Indicated for moderate to heavily exuding wounds
-  Keep dry